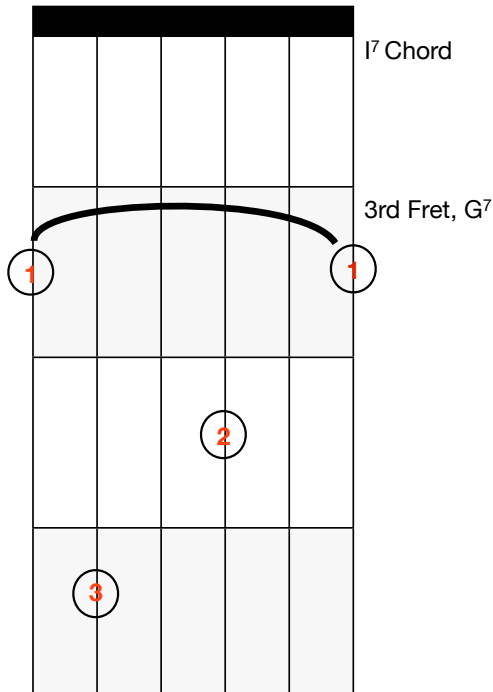
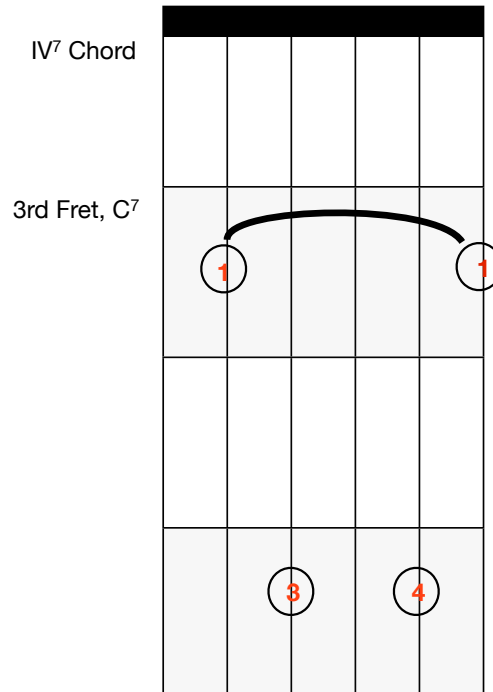


Getting Oriented

Blues Chord Forms - the Dominants "I⁷", "IV⁷" and "V⁷"



E A D G B e



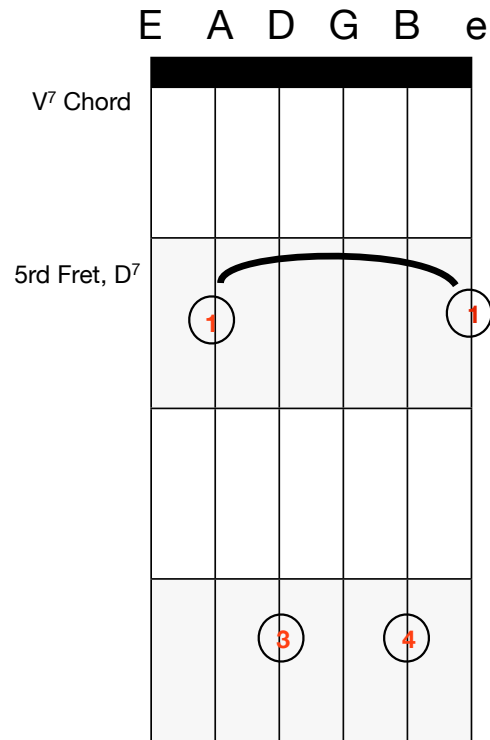
E A D G B e

The circles indicate finger placement. The numbers indicate which finger of the left hand. Left hand index finger is finger **1**. Left hand "pinky" finger is **4**.

Moving from Chord to Chord

The "I⁷" chord moves to the "IV⁷" chord by keeping finger **1** in place and moving finger **3** to the D string; add finger **4** to the B string under it on the same fret.

The "IV⁷" chord moves to the "V⁷" chord by keeping the exact same form, but, move it up two frets (from the 3rd fret to the 5th).



E A D G B e